RF SPEC.

Frequency Range	Insertion Loss	VSWR	Isolation	Power Handing
DC-6GHZ	<0.30dB	<1.30	>70dB	30W
6-12.4GHZ	<0.40dB	<1.40	>65dB	20W
12.4-18GHZ	<0.50dB	<1.50	>60dB	15W
18-26.5GHZ	<0.70dB	<1.70	>55dB	10W
26.5-33GHZ	<0.80dB	<1.80	>50dB	8W
33-40GHZ	<0.90dB	<1.90	>50dB	5W

Characteristics

RF Impedance 50 ohm

Control Voltage/Current: DC12V /460mA

DC24V / 240mA (Option15V,28V)

Switching Time <20ms

Operating Life >100,0000

Operating Tempreture -25 ~ +65℃

RF Interface K(2.92mm) female

Weight:

Outline Drawing (mm)

Soldering Pin, NO Plug

Soldering Pin, With Plug

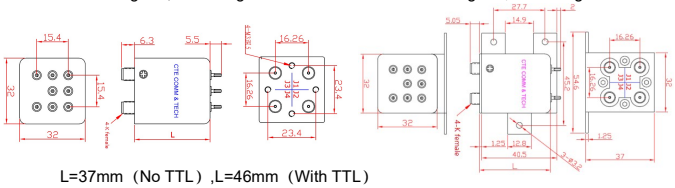

L=37mm (No TTL) ,L=46mm (With TTL)

DB9 male, NO PLUG

DB9male, With Plug

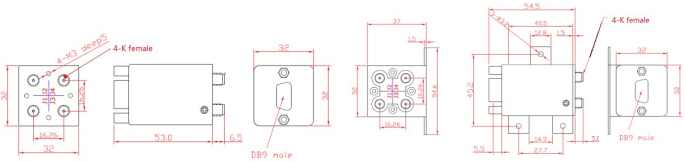

Schematics

Voltage Control

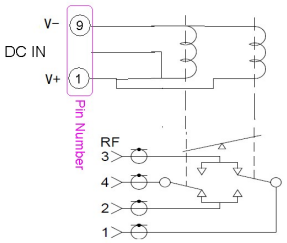

DC IN	RF ON	RF OFF
Pin1-9=0	J1-J3; J2-J4	J1-J2; J3-J4
Pin1-9=V+	J1-J2; J3-J4	J1-J3; J2-J4

Voltage Control With Indicator

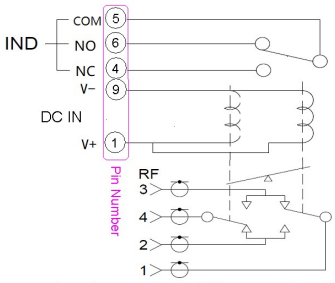

DC IN	RF ON	RF OFF	IND	
Pin1-9=0V	J1-J3 ; J2-J4	J1-J2 ; J3-J4	NC-COM ON	NO-COM OFF
Pin1-9=V+	J1-J2 ; J3-J4	J1-J3 ; J2-J4	NC-COM OFF	NO-COM ON

With TTL Logic Control and With Indicator

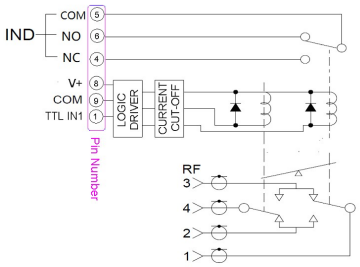

TTL IN	RF ON	RF OFF	IND	
TTL IN1="1"	J1-J3 ; J2-J4	J1-J2 ; J3-J4	NC-COM ON	NO-COM OFF
TTL IN1="0"	J1-J2 ; J3-J4	J1-J3 ; J2-J4	NC-COM OFF	NO-COM ON

Part Number Selector

P/N:2K2 [ ][ ] - [ ] - [ ] - [ ] - [ ]

Series: 2K2

Voltage:
- 12 DC12V
- 15 DC15V
- 24 DC24V
- 28 DC28V

Frequency Range:
- 26 DC-26.5GHZ
- 33 DC-33GHZ
- 40 DC-40GHZ

TTL Control:
- [ ] No TTL Control
- T With TTL Control

RF Indicator:
- [ ] No Indicator
- I With Indicator

Option1:
- [ ] Soldering Pin
- D DB9 male

Plug:
- [ ] No Plug
- P With Plug

Option2:
- -V(Anti Vibration)
- -W(Splash)

2K21226-I (Transfer Switch Failsafe Type/DC12V/DC-26.5GHZ/K female/With Indicator/Soldering Pin)

2K22433T-P (Transfer Switch Failsafe Type/DC24V/DC-33GHZ//K female/With TTL Control/Soldering Pin/With Plug)

2K21240T-I-D-P-V(Transfer Switch Failsafe Type/DC12V/DC-40GHZ/K female/With TTL Control/With Indicator/DB9 male/With Plug/Anti Vibration)